

Single lamp, solid state light engine, recessed downlight, nominal 4" (100mm) diameter trim with 3" (75mm) aperture and optional glass diffuser. Downlighting in medium to high ceiling heights typically found in residential, commercial and retail applications. Suitable for new construction. AmbientDim™ provides Superior CRI at all dimming levels.

SPECIFICATIONS

HOUSING

- Precision die-formed heavy gauge aluminum
- ≈ Airtight construction suitable for direct contact with insulation

MOUNTING

- Recessed in architectural ceiling

ELECTRICAL

- Integral dimmable electronic driver with internal short circuit protection

LAMP

- AmbientDim™ LED supplied with fixture

SOCKET

- CNC machined lampholder assembly

LENS

- Interchangeable reflector provides multiple beam patterns
- Optional borosilicate lenses available for aperture



TRIM

- Flanged or flangeless, one-piece die-cast conical shield
- ST is flanged trim fully sealed and gasketed. Aperture lens required

FINISH

- Black powder paint housing / Aperture trim available in black and white as standard
- Solid wood, additional colors, RAL palette, custom finishes

LABELS

-  , US tested to UL standards 1598, Damp location, Wet with ST trim, IC/Airtight, Chicago Plenum,  JA8 Approved

JOB: _____

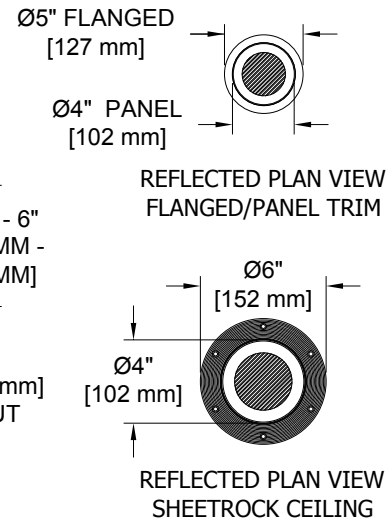
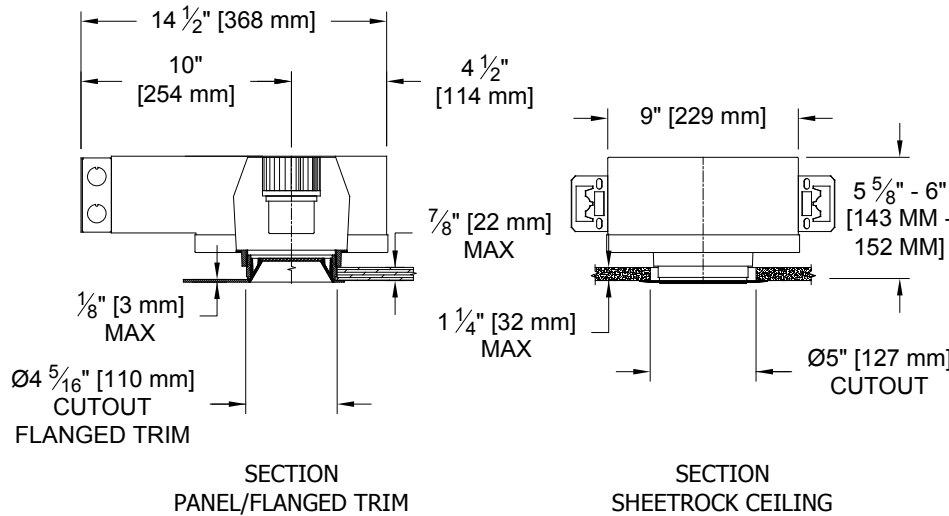

SPECIFIER: _____

TYPE: _____

QUANTITY: _____

SIGNATURE: _____





ORDERING INFORMATION

Hanger bars sold separately

4016-LED-AD-AUH	TRIM	SOURCE / DRIVER	BEAMSPREAD	TRIM FINISH	APERTURE LENS	ACCESSORIES
		AD14 /				
Airtight Universal Housing Ambient Dimming LED *CCT Max 3000K-1900K	FT=Flanged Trim PT=Panel Trim** ST=Shower Trim* ZT=Zero Trim **WXX Only *Aperture lens required	<ul style="list-style-type: none"> • AD14= 350ma, 14.5W, 1000lm • C1 =0-10V dimming, 1%, 120-277v • C2 =TRIAC/ELV 2-wire, 1% 120v (Lead/Trail Edge) • E1 =EldoLED 0-10V Logarithmic Dim, 0.1%, 120-277v • E2 =EldoLED DALI, 0.1%, 120-277v • E3 =EldoLED 0-10V Linear Dim, 0.1%, 120-277v • L2 =Lutron Hi-lume 1% 2-wire LED driver (120v forward phase) • LTB=Lutron Hi-lume 1% EcoSys LED driver, 1%, 120-277v, Soft-on, Fade-to-Black 	15 = 15 Degrees 24 = 24 Degrees 38 = 38 Degrees 60 = 60 Degrees	P14 = White BLK =Black PXX = SLI Color WXX = Wood XXXX = RAL # CST = Custom	Blank = None 90A = Clear 91A = Solite 92A = Supertex 93A = Frosted	CP =Chicago Plenum

• California Title 24- JA8 Approved