

Single lamp, solid state light engine, recessed accent light, nominal 4" (100mm) diameter flat trim with 2" (50mm) aperture and optional glass diffuser. Accent and downlighting in medium to high ceiling heights typically found in residential, commercial and retail applications. Suitable for new construction.

## SPECIFICATIONS

### HOUSING

- Precision die-formed heavy gauge aluminum

### MOUNTING

- Recessed in architectural ceiling

### ELECTRICAL

- Integral dimmable electronic driver with internal short circuit protection

### LAMP

- Xicato LED supplied with fixture

### SOCKET

- Precision aluminum yoke with CNC machined lampholder assembly

### LENS

- Interchangeable reflector provides multiple beam patterns
- Optional borosilicate lenses available for aperture


### TRIM

- Diecast aperture plate with flanged or flangless ceiling collar
- ST is flanged trim fully sealed and gasketed. Aperture lens required

### FINISH

- Black powder paint housing / Aperture trim available in black and white as standard
- Solid wood, additional colors, RAL palette, custom finishes

### LABELS

-  , US tested to UL standards 1598, Damp location, Wet with ST trim

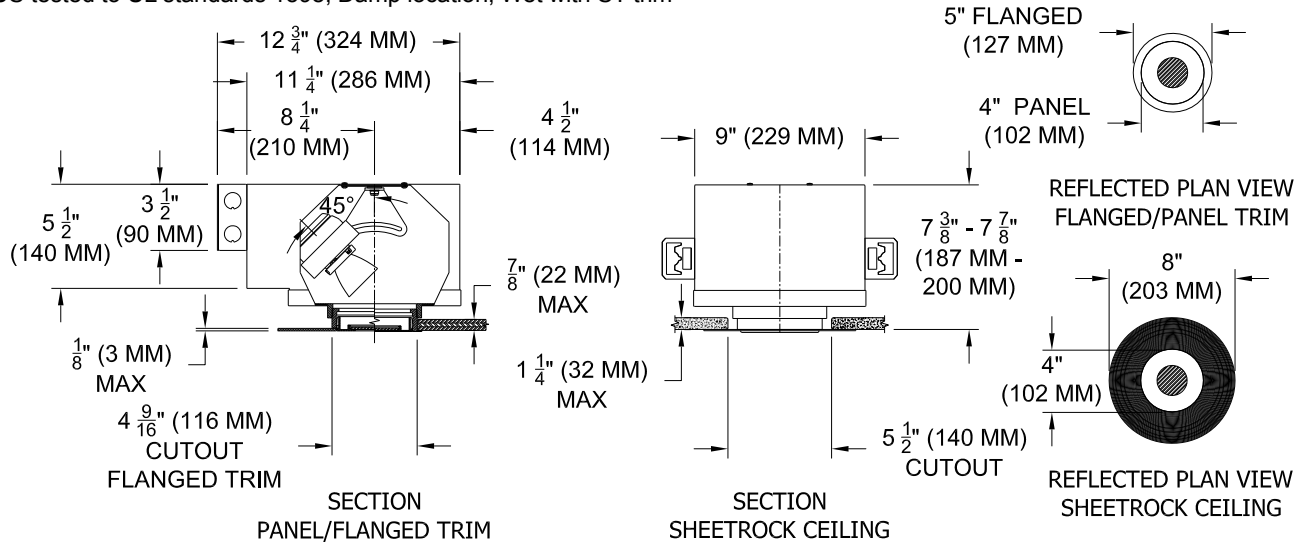

**JOB:** \_\_\_\_\_

**SPECIFIER:** \_\_\_\_\_

**TYPE:** \_\_\_\_\_

**QUANTITY:** \_\_\_\_\_

**SIGNATURE:** \_\_\_\_\_



## ORDERING INFORMATION

Hanger bars sold separately

1000-LEDX-UH	TRIM	SOURCE / DRIVER	BEAMSPREAD	TRIM FINISH	APERTURE LENS
		/			
Universal Housing 8 = 80CRI 27 = 2700K 9 = 98CRI 30 = 3000K 35 = 3500K 40 = 4000K	<b>FT</b> =Flanged Trim <b>PT</b> =Panel Trim** <b>ST</b> =Shower Trim* <b>ZT</b> =Zero Trim **WXX Only *Aperture lens required	<b>XT8</b> = 120v-277v, 8W 800lm <b>XT12</b> = 120v-277v, 12W 1055lm <b>XT17</b> = 120v-277v, 17W 1400lm <b>XT26</b> = 120v-277v, 26W 2000lm <hr/> <b>C1</b> =0-10V dimming, 1%, 120-277v <b>C2</b> =TRIAC/ELV 2-wire, 1% 120v (Lead/Trail Edge) <b>E1</b> =EldoLED 0-10V Logarithmic Dim, 0.1%, 120-277v <b>E2</b> =EldoLED DALI, 0.1%, 120-277v <b>E3</b> =EldoLED 0-10V Linear Dim, 0.1%, 120-277v <b>L2</b> =Lutron Hi-lume 1% 2-wire LED driver (120v forward phase) <b>LTB</b> =Lutron Hi-lume 1% EcoSys LED driver, 1%, 120-277v, Soft-on, Fade-to-Black	<b>20</b> = 20 Degrees <b>30</b> = 30 Degrees <b>40</b> = 40 Degrees	<b>P14</b> = White <b>BLK</b> =Black <b>PXX</b> = SLI Color <b>WXX</b> = Wood <b>XXXX</b> = RAL # <b>CST</b> = Custom	<b>Blank</b> = None <b>90A</b> = Clear <b>91A</b> = Solite <b>92A</b> = Supertex <b>93A</b> = Frosted

Driver specs based on 98 CRI. [Click to View 80 CRI driver specs](#)



**www.specialtylightingindustries.com**  
 1306 Doris Avenue, Ocean, NJ 07712 USA  
 800.462.7812 732.517.0800 FAX:732.517.0971

Patent Pending. These specifications subject to change without notice.