



7036 Snowdrift Road Suite 200
Allentown, PA 18106
610-774-1300

Photometric Indoor Test Report

Relevant Standards
IES LM-79-2008
ANSI C82.77-2002

Prepared For
Specialty Lighting Industries, Inc.
Awi Salomon
1306 Doris Avenue
Ocean, NJ 07712

Catalog Number
804/805 LEDP 830
Project Number
10047370
Test Number
437101

Test Date

2013-12-26

Prepared By

Handwritten signature of Tammy Lacey in black ink.

Tammy Lacey, Administrative Assistant II

Approved By

Handwritten signature of Kyle Spaziani in black ink.

Kyle Spaziani, Project Handler


The results contained in this report pertain only to the tested sample.
This report shall not be reproduced, except in full, without written approval of Underwriters Laboratories.



7036 Snowdrift Road Suite 200
Allentown, PA 18106
610-774-1300

Luminaire Description: White aluminum housing, no enclosure
Catalog Number: 804/805 LEDP 830
Lamp: Nine white LEDs with clear prismatic plastic optics below each
Mounting: Surface Ceiling
Ballast/Driver: One Eldoled SOLOdrive 561M

Luminaire



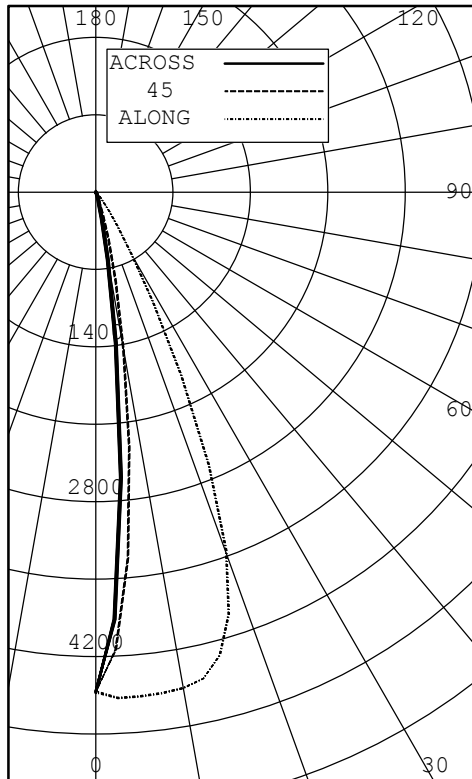
Test Conditions

Test Temperature:	24.6 °C
Voltage:	120.0 VAC
Current:	0.1392 A
Power:	16.15 W
Power Factor:	0.968
Frequency:	60 Hz
Current THD:	6.44 %



INTENSITY (CANDLEPOWER) SUMMARY OUTPUT LUMENS

ANGLE	ALONG	22.5	45	67.5	ACROSS	OUTPUT LUMENS
0	4521	4521	4521	4521	4521	
5	4582	4140	3321	2782	2590	281
10	4554	3140	1450	771	623	
15	4337	1974	439	138	108	333
20	3446	965	102	58	46	
25	1831	347	47	24	17	160
30	636	113	22	10	6	
35	210	42	10	5	4	30
40	76	24	4	4	3	
45	37	18	4	4	4	9
50	25	11	4	4	3	
55	16	4	4	3	2	5
60	12	3	3	2	2	
65	8	3	2	2	1	3
70	5	3	1	1	0	
75	4	2	1	1	0	1
80	3	1	0	0	0	
85	2	0	0	0	0	0
90	0	0	0	0	0	



ZONAL LUMENS AND PERCENTAGES

ZONE	LUMENS	% LUMINAIRE
0-30	774	94.11
0-40	805	97.79
0-60	819	99.49
0-90	823	100.00
40-90	18	2.21
60-90	4	0.51
90-180	0	0.00
0-180	823	100.00

EFFICACY (LUMENS PER WATT): 51.1

*** THIS IS AN ABSOLUTE TEST ***


LUMINOUS LENGTH: 17.560 INS
 WIDTH: 1.880 INS

LUMINANCE SUMMARY CD./SQ.M.

S/MH: 0.2
 SC (ALONG): 0.8, SC (ACROSS): 0.2

ANGLE	ALONG	45	ACROSS
45	2460	236	233
55	1305	299	197
65	916	217	105
75	680	99	18
85	808	0	0

TESTED IN ACCORDANCE WITH IES PROCEDURES.



UL Verification Services
 7036 Snowdrift Road Suite 200
 Allentown, PA 18106
 610-774-1300



Á

INTENSITY (CANDLEPOWER) DATA
 IN 2.5 DEGREE STEPS

ANGLE	PLANE						OUTPUT LUMENS
	ALONG	22.5	45	67.5	ACROSS	AVERAGE	
0.0	4521	4521	4521	4521	4521	4521	
2.5	4579	4444	4140	3969	3870	4194	
5.0	4582	4140	3321	2782	2590	3457	281
7.5	4572	3684	2324	1587	1378	2642	
10.0	4554	3140	1450	771	623	1987	
12.5	4504	2561	831	333	248	1525	
15.0	4337	1974	439	138	108	1194	333
17.5	4001	1429	209	81	71	939	
20.0	3446	965	102	58	46	718	
22.5	2674	600	64	37	29	513	
25.0	1831	347	47	24	17	335	160
27.5	1119	196	33	14	12	202	
30.0	636	113	22	10	6	116	
32.5	363	66	15	6	5	68	
35.0	210	42	10	5	4	41	30
37.5	124	31	6	4	4	26	
40.0	76	24	4	4	3	18	
42.5	51	21	4	4	4	14	
45.0	37	18	4	4	4	11	9
47.5	29	16	4	4	3	10	
50.0	25	11	4	4	3	8	
52.5	20	6	4	4	3	6	
55.0	16	4	4	3	2	5	5
57.5	14	4	4	3	2	4	
60.0	12	3	3	2	2	4	
62.5	10	3	3	2	1	3	
65.0	8	3	2	2	1	3	3
67.5	7	3	2	1	1	2	
70.0	5	3	1	1	0	2	
72.5	5	2	1	1	0	2	
75.0	4	2	1	1	0	1	1
77.5	3	1	0	0	0	1	
80.0	3	1	0	0	0	1	
82.5	2	0	0	0	0	0	
85.0	2	0	0	0	0	0	0
87.5	1	0	0	0	0	0	
90.0	0	0	0	0	0	0	



COEFFICIENTS OF UTILIZATION

ZONAL CAVITY METHOD

EFFECTIVE FLOOR CAVITY REFLECTANCE = .20

CC WALL	90				80				70				50				30				10				0	
	70	50	30	10	70	50	30	10	70	50	30	10	50	30	10	50	30	10	50	30	10	50	30	10	0	
RCR	0	1.221	.221	.221	.22	1.191	.191	.191	.19	1.161	.161	.161	.16	1.111	.111	.111	.11	1.061	.061	.061	.06	1.021	.021	.021	.02	1.00
	1	1.181	.151	.141	.12	1.161	.141	.121	.10	1.131	.121	.101	.09	1.071	.061	.05	1.041	.031	.02	1.011	.000	.99	0.98			
	2	1.141	.111	.081	.05	1.121	.091	.071	.04	1.101	.071	.051	.03	1.041	.031	.01	1.021	.000	.99	0.990	.980	.97	0.96			
	3	1.111	.071	.031	.01	1.091	.051	.031	.00	1.081	.041	.020	.99	1.021	.000	.98	1.000	.980	.96	0.980	.960	.95	0.94			
	4	1.081	.031	.000	.97	1.071	.020	.990	.97	1.061	.020	.990	.96	1.000	.970	.95	0.980	.960	.94	0.960	.940	.93	0.92			
	5	1.061	.010	.960	.94	1.041	.000	.960	.93	1.030	.990	.950	.93	0.970	.940	.92	0.960	.930	.91	0.940	.920	.91	0.90			
	6	1.040	.980	.940	.92	1.020	.970	.940	.91	1.010	.960	.930	.91	0.950	.930	.90	0.940	.920	.90	0.930	.910	.89	0.88			
	7	1.010	.950	.910	.89	1.000	.950	.910	.89	0.990	.940	.910	.88	0.930	.900	.88	0.920	.890	.87	0.910	.890	.87	0.86			
	8	0.990	.930	.890	.87	0.980	.920	.890	.87	0.970	.910	.890	.86	0.910	.880	.86	0.900	.870	.86	0.890	.870	.85	0.84			
	9	0.960	.910	.870	.84	0.960	.900	.870	.84	0.950	.900	.870	.84	0.890	.860	.84	0.880	.860	.84	0.880	.850	.84	0.83			
	10	0.950	.880	.850	.83	0.940	.880	.850	.82	0.930	.880	.850	.82	0.870	.840	.82	0.870	.840	.82	0.860	.840	.82	0.81			

THE ABOVE COEFFICIENTS HAVE BEEN CALCULATED BASED ON LUMINAIRE LUMENS
 BECAUSE IN AN ABSOLUTE TEST THE BARE LAMP LUMENS ARE UNKNOWN.
 LIGHTING DESIGN CALCULATIONS MADE USING THESE COEFFICIENTS SHOULD
 THEREFORE USE THE LUMINAIRE LUMENS IN THE CALCULATION FORMULA

LABORATORY RESULTS MAY NOT BE REPRESENTATIVE OF FIELD PERFORMANCE.
 BALLAST AND FIELD FACTORS HAVE NOT BEEN APPLIED.

TEST DISTANCE EXCEEDS FIVE TIMES THE GREATEST
 LUMINOUS OPENING OF LUMINAIRE.