

Single lamp, solid state light engine, recessed accent light with nominal 4" (100mm) square trim, 3"(75mm) aperture and optional glass diffuser. Accent and downlighting in medium to high ceiling heights typically found in residential, commercial and retail applications. Suitable for new construction.

SPECIFICATIONS

HOUSING

- Precision die-formed heavy gauge aluminum
- ≈ Airtight construction suitable for direct contact with insulation

MOUNTING

- Recessed in architectural ceiling

ELECTRICAL

- Integral dimmable electronic driver with internal short circuit protection

LAMP

- Xicato LED supplied with fixture

SOCKET

- Precision aluminum yoke with CNC machined lampholder assembly

LENS

- Interchangeable reflector provides multiple beam patterns
- Optional borosilicate lenses available for aperture


TRIM

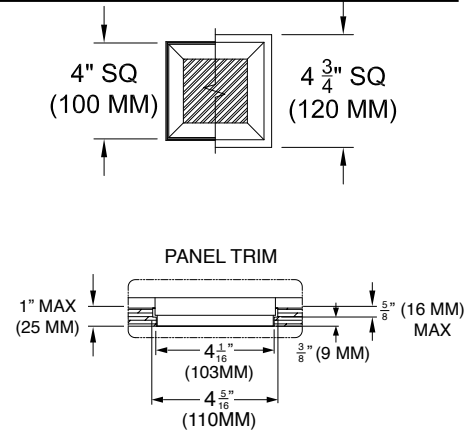

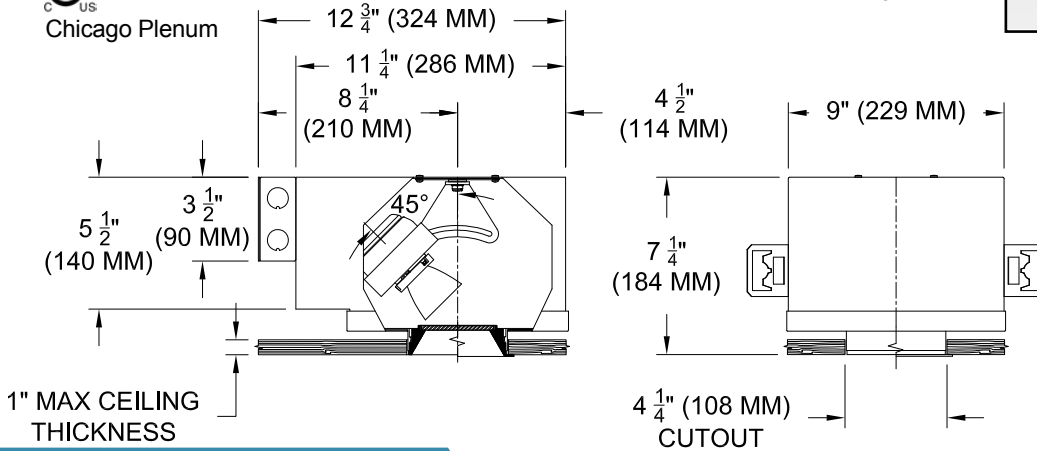
- Flanged or flangeless, one piece die-cast aluminum pyramidal shield
- ST is flanged trim fully sealed and gasketed. Aperture lens required

FINISH

- Black powder paint housing
- Aperture trim available in black and white as standard
- Solid wood, additional colors, RAL palette, custom finishes

LABELS

-  , US tested to UL standards 1598, Damp location, Wet with ST trim, IC/Airtight, Chicago Plenum



ORDERING INFORMATION

1017-LEDX-AUH	TRIM	SOURCE / DRIVER	BEAMSPREAD	TRIM FINISH	APERTURE LENS	ACCESSORIES
		/				
Airtight Universal Housing 8 = 80CRI 27 = 2700K 9 = 98CRI 30 = 3000K 35 = 3500K 40 = 4000K	FT=Flanged Trim PT=Panel Trim** ST=Shower Trim* ZT=Zero Trim **WXX Only *Aperture lens required	XT8 = 120v-277v, 8W 800lm XT12 = 120v-277v, 12W 1055lm XT17 = 120v-277v, 17W 1400lm XT26 = 120v-277v, 26W 2000lm S1 =0-10V dimming, 1%, 120-277v T1 =TRIAC/ELV 2-wire, 3% 120v (Lead/Trail Edge) E1 =EldoLED 0-10V Logarithmic Dim, 0.1%, 120-277v E2 =EldoLED DALI, 0.1%, 120-277v E3 =EldoLED 0-10V Linear Dim, 0.1%, 120-277v L2 =Ltrn Hi-lume 1% 2-wr LED driver (120v fwd phase) L3 =Lutron Hi-lume 1% 3-wire/EcoSystem, 120-277v LTB =Lutron Hi-lume 1% EcoSys LED driver, 1%, 120-277v, Soft-on, Fade-to-Black	20 = 20 Degrees 30 = 30 Degrees 40 = 40 Degrees	P14 = White BLK=Black PXX = SLI Color WXX = Wood XXXX = RAL # CST = Custom	Blank= None 90A = Clear 91A = Solite 92A = Supertex 93A = Frosted	CP=Chicago Plenum

Driver specs based on 98 CRI. [Click to View 80 CRI driver specs](#)



Patent Pending.
These specifications subject to change without notice.

www.specialtylightingindustries.com
1306 Doris Avenue, Ocean, NJ 07712 USA
800.462.7812 732.517.0800 FAX:732.517.0971