

Single lamp, solid state light engine, recessed accent light with nominal 4" (100mm) diameter trim, 3" (75mm) square aperture and optional glass diffuser. Accent and down-lighting in medium to high ceiling heights typically found in residential, commercial and retail applications. Suitable for new or existing construction in sheetrock ceilings. AmbientDim™ provides Superior CRI at all dimming levels.

SPECIFICATIONS

HOUSING

- Precision die-formed heavy gauge aluminum

MOUNTING

- Install from below in sheetrock ceiling

ELECTRICAL

- Integral dimmable electronic driver with internal short circuit protection

LAMP

- AmbientDim™ LED supplied with fixture

SOCKET

- Precision aluminum yoke with CNC machined lampholder assembly

LENS

- Interchangeable reflector provides multiple beam patterns
- Optional borosilicate lenses available for aperture


TRIM

- Flanged or flangeless, one piece die-cast aluminum pyramidal shield
- ST is flanged trim fully sealed and gasketed. Aperture lens required

FINISH

- Black powder paint housing
- Aperture trim available in black and white as standard
- Solid wood, additional colors, RAL palette, custom finishes available

LABELS

-  US, US tested to UL standards 1598, Damp location, Wet with ST trim

JOB: _____

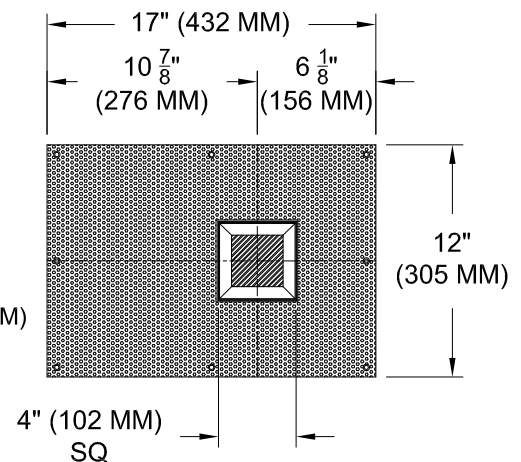
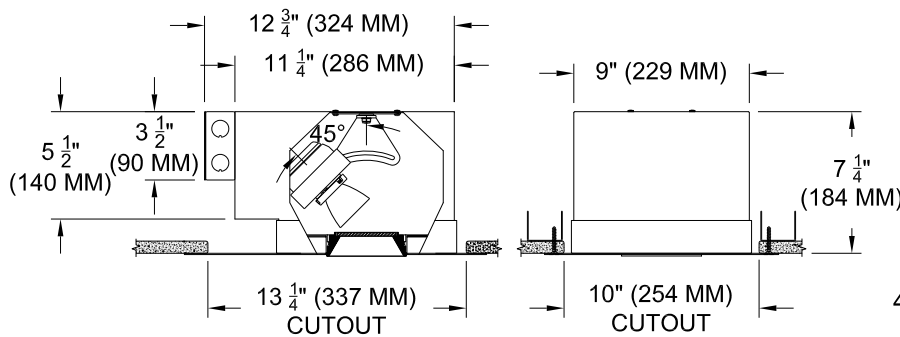

SPECIFIER: _____

TYPE: _____

QUANTITY: _____

SIGNATURE: _____

AmbientDim™



ORDERING INFORMATION

1017-LED-AD-PH	TRIM	SOURCE / DRIVER	BEAMSPREAD	TRIM FINISH	APERTURE LENS
		AD14 /			
Plaster Housing Ambient Dimming LED *CCT Max 3000K-1900K	FT =Flanged Trim ST =Shower Trim* ZT =Zero Trim *Aperture lens required	AD14 =350ma, 14.5W, 1000lm S1 =0-10V dimming, 1%, 120-277v T1 =TRIAC/ELV 2-wire, 3% 120v (Lead/Trail Edge) E1 =EldoLED 0-10V Logarithmic Dim, 0.1%, 120-277v E2 =EldoLED DALI, 0.1%, 120-277v E3 =EldoLED 0-10V Linear Dim, 0.1%, 120-277v L2 =Ltrn Hi-lume 1% 2-wr LED driver (120v fwd phase) L3 =Lutron Hi-lume 1% 3-wire/EcoSystem, 120-277v LTB =Lutron Hi-lume 1% EcoSys LED driver, 1%, 120-277v, Soft-on, Fade-to-Black	15 = 15 Degrees 24 = 24 Degrees 38 = 38 Degrees 60 = 60 Degrees	P14 = White BLK =Black PXX = SLI Color WXX = Wood XXXX = RAL # CST = Custom	Blank = None 90A = Clear 91A = Solite 92A = Supertex 93A = Frosted



Patent Pending.
These specifications subject to change without notice.

www.specialtylightingindustries.com
1306 Doris Avenue, Ocean, NJ 07712 USA
800.462.7812 732.517.0800 FAX:732.517.0971