

Triple lamp, solid state light engine, recessed accent light with nominal 4"x 9" (100mm x 225mm) rectangular trim and optional glass diffuser. Accent and downlighting in medium to high ceiling heights typically found in residential, commercial and retail applications. Suitable for new construction. AmbientDim™ provides Superior CRI at all dimming levels.

JOB: _____
SPECIFIER: _____
TYPE: _____
QUANTITY: _____
SIGNATURE: _____

SPECIFICATIONS

HOUSING

- Precision die-formed heavy gauge aluminum
- ≈ Airtight construction suitable for direct contact with insulation

MOUNTING

- Recessed in architectural ceiling

ELECTRICAL

- Integral dimmable electronic driver with internal short circuit protection

LAMP

- (2) AmbientDim™ LEDs supplied with fixture

SOCKET

- Precision die-formed aluminum yoke with CNC machined lampholder assembly

LENS

- Clear pyrex safety lens
- Optional borosilicate lenses available for lampholder and aperture


TRIM

- Flanged or flangeless, 1 piece die-cast aluminum pyramidal shield
- ST is flanged trim fully sealed and gasketed. Aperture lens required

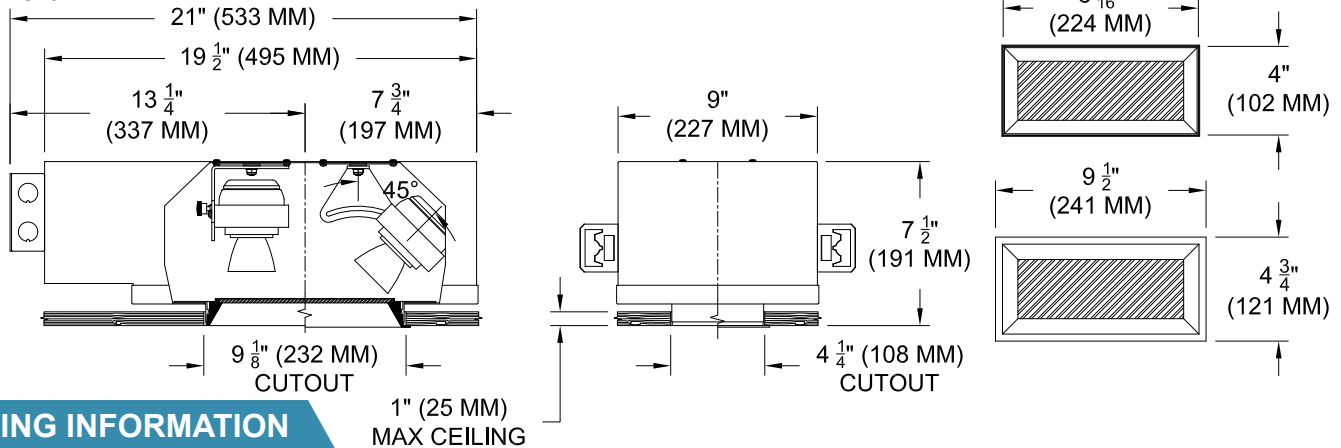

FINISH

- Black powder paint housing
- Aperture trim available in black and white as standard
- Solid wood, additional colors, RAL palette, custom finishes available

LABELS

-  US tested to UL standards 1598, Damp location, Wet with ST trim, IC/Airtight, Chicago Plenum

AmbientDim™



ORDERING INFORMATION

| 1017-2LED-AD-AUH | TRIM | SOURCE / DRIVER | BEAMSPREAD | TRIM FINISH | APERTURE LENS | ACCESSORIES |
|--|--|---|--|--|---|---------------------------|
| | | AD14 / | | | | |
| Airtight Universal Housing Ambient Dimming LED *CCT Max 3000K-1900K | FT =Flanged Trim PT =Panel Trim** ST =Shower Trim* ZT =Zero Trim **WXX Only *Aperture lens required | AD14 =350ma, 14.5W, 1000lm S1 =0-10V dimming, 1%, 120-277v T1 =TRIAC/ELV 2-wire, 3% 120v (Lead/Trail Edge) E1 =EldoLED 0-10V Logarithmic Dim, 0.1%, 120-277v E2 =EldoLED DALI, 0.1%, 120-277v E3 =EldoLED 0-10V Linear Dim, 0.1%, 120-277v L2 =Ltm Hi-Lume 1% 2-wr LED driver (120v fwd phase) L3 =Lutron Hi-Lume 1% 3-wire/EcoSystem, 120-277v LTB =Lutron Hi-Lume 1% EcoSys LED driver, 1%, 120-277v, Soft-on, Fade-to-Black | 15 = 15 Degrees 24 = 24 Degrees 38 = 38 Degrees 60 = 60 Degrees | P14 = White BLK =Black PXX = SLI Color WXX = Wood XXXX = RAL # CST = Custom | Blank = None 90A = Clear 91A = Solite 92A = Supertex 93A = Frosted | CP =Chicago Plenum |

Lutron Only- 2 circuit box required / Request separate cutsheet



Patent Pending.
These specifications subject to change without notice.

www.specialtylightingindustries.com

1306 Doris Avenue, Ocean, NJ 07712 USA

800.462.7812 732.517.0800 FAX:732.517.0971