

Single lamp, solid state light engine, recessed accent light, nominal 4"(100mm) square trim with 2"(50mm) aperture and optional glass diffuser. Accent and downlighting in medium to high ceiling heights typically found in residential, commercial and retail applications. Suitable for new or existing construction in sheetrock ceilings.

SPECIFICATIONS

HOUSING

- Precision die-formed heavy gauge aluminum

MOUNTING

- Recessed in architectural ceiling

ELECTRICAL

- Integral dimmable electronic driver with internal short circuit protection

LAMP

- Citizen LED supplied with fixture

SOCKET

- Precision aluminum yoke with CNC machined lampholder assembly

LENS

- Interchangeable reflector provides multiple beam patterns
- Optional borosilicate lenses available for aperture


TRIM

- Flanged or flangeless, one piece die-cast aluminum pyramidal shield
- ST is flanged trim fully sealed and gasketed. Aperture lens required

FINISH

- Black powder paint housing
- Aperture trim available in black and white as standard
- Solid wood, additional colors, RAL palette, custom finishes available

LABELS

-  , US tested to UL standards 1598, Damp location, Wet with ST trim

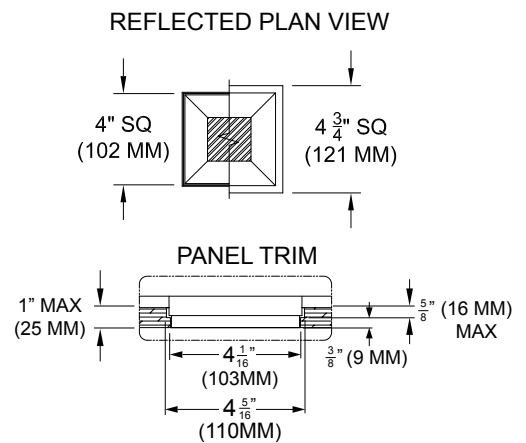
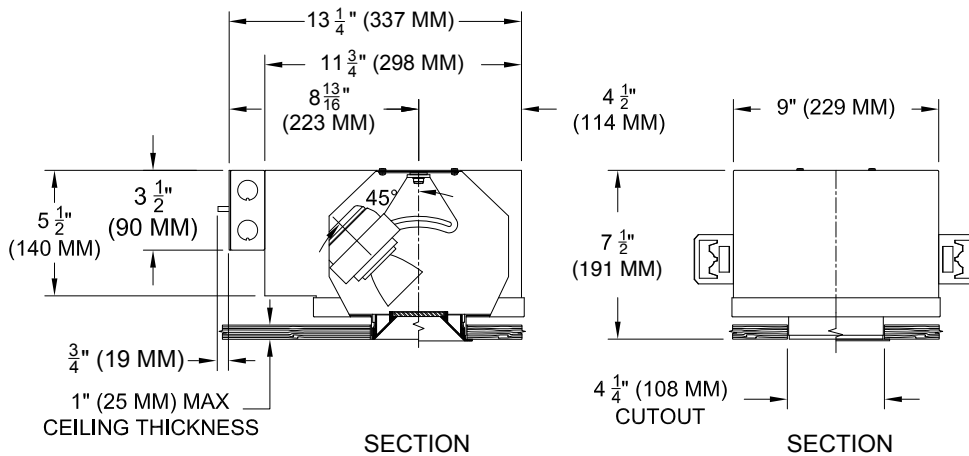

JOB: _____

SPECIFIER: _____

TYPE: _____

QUANTITY: _____

SIGNATURE: _____



ORDERING INFORMATION

Hanger bars sold separately

1009-LEDZ-UH	TRIM	SOURCE / DRIVER	BEAMSPREAD	TRIM FINISH	APERTURE LENS
		/			
Universal Housing 9 = 90+CRI 27 = 2700K 30 = 3000K 35 = 3500K 40 = 4000K	FT=Flanged Trim PT=Panel Trim** ST=Shower Trim* ZT=Zero Trim **WXX Only *Aperture lens required	CZ14=120-277v, 14W 1100lm CZ20=120-277v, 20W 2265lm CZ28=120-277v, 28W 3000lm C1 =0-10V dimming, 1%, 120-277V C2 =TRIAC/ELV 2-wire, 1% 120v (Lead/Trail Edge) E1 =EldoLED 0-10V Logarithmic Dim, 0.1%, 120-277v E2 =EldoLED DALI, 0.1%, 120-277v E3 =EldoLED 0-10V Linear Dim, 0.1%, 120-277v L2 =Lutron Hi-lume 1% 2-wire LED driver (120v forward phase) LTB =Lutron Hi-lume 1% EcoSys LED driver, 1%, 120-277v, Soft-on, Fade-to-Black LTP =Lutron Hi-lume Premier 0.1%, Fade-to-Black digital Ecosystem, 120-277v (PEQ0)	15 = 15 Degrees 24 = 24 Degrees 38 = 38 Degrees 60 = 60 Degrees	P14 = White BLK=Black PXX = SLI Color WXX = Wood XXXX = RAL # CST = Custom	Blank= None 90A = Clear 91A = Solite 92A = Supertex 93A = Frosted



www.specialtylightingindustries.com
 1306 Doris Avenue, Ocean, NJ 07712 USA
 800.462.7812 732.517.0800 FAX:732.517.0971

Patent Pending. These specifications subject to change without notice.