

SPECIFICATIONS

HOUSING - Heavy gauge extruded aluminum (material of corrosion resistant alloy.) Aluminum end plates.

ELECTRICAL - MR-16, remote transformer required, sold separately. Maximum 74 watts per foot.

SOCKET - Precision die formed aluminum socket plate. G-4/G-6 with 250°C 600v Teflon coated lead wires.

MOUNTING - Recessed, use ULTRIM frame for GWB/plaster ceilings.

TYPE: _____

JOB: _____

LABELS - UL, C-UL - Dry Location.

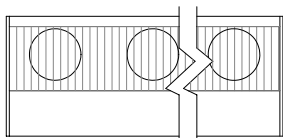
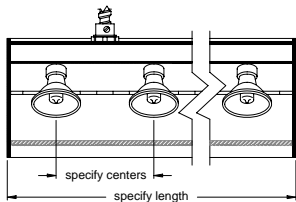
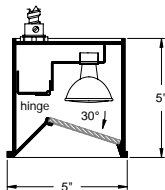
LAMP - MR-16, 12v (narrow spot recommended) - by others.

LENS - Supertex borosilicate glass. Others available consult factory.

FINISH - Powder paint on all surfaces. RAL colors standard, consult factory for custom finishes.

APPLICATIONS

Large profile, recessed. Designed to graze down walls and other flat surfaces. Adjustable angle socket plate. Intended to highlight surface texture in brick, stone, stucco, tile, textured paint, fabric and wood panels.



ORDERING INFORMATION

FIXTURE	LAMP	LAMP CENTERS	LENGTH	FINISH	CEILING
#815					
Recessed linear adjustable wall grazing system	20MR-16 = 12v, 20w 37MR-16 = 12v, 37w (maximum 74w per foot)	4 = 4" 6 = 6" 8 = 8"	specify exact length	WHT = White BLK = Black XXXX = RAL # CST = Custom (must supply chip)	PL = plaster WD = wood



SPECIALTY LIGHTING
INDUSTRIES, INC.

www.specialtylightingindustries.com

1306 DORIS AVENUE, OCEAN, NJ 07712 USA

800.462.7812 732.517.0800 FAX 732.517.0971